

## STRAIGHT FACE COLORS

Due to the nature of print reproduction, colors may not appear completely accurate. It is recommended that you see an actual sample before choosing a color.

BUCKSKIN



CLAY



MIDNIGHT



MIST GRAY



CHESTNUT




BRANDY



DESERT



HAZLENUT



NUTMEG




WILLOW



## RADIUS FACE COLORS


CLAY



MIDNIGHT




BUCKSKIN




MIST GRAY




WILLOW



BRANDY



CHESTNUT



## CORNERSTONE® 100 MARKETING MATERIALS

If you require more information on CornerStone® 100 please visit CornerStone or LibertyStone online.



LibertyStone Website



CornerStone Website



Installation Guide



General Brochure



1 866 429 4545  
[www.liberty-stone.net](http://www.liberty-stone.net)



# CORNERSTONE<sup>®</sup> 100

By CornerStone Wall Solutions Inc.



*Manufactured by*

**LIBERTYSTONE<sup>™</sup>**  
HARDSCAPING SYSTEMS

[www.liberty-stone.net](http://www.liberty-stone.net)



## > > > THE DESIGN ADVANTAGE

The hollow core, CornerStone® 100 unit is our most popular and versatile retaining wall solution. CornerStone® 100 has been used to create a wide range of attractive, sound and environmentally friendly walls ranging from residential landscaping walls to large commercial projects. CornerStone® 100 offers the perfect combination of strength and aesthetic beauty. Unit shape and size are balanced to provide a natural profile. For value, beauty, durability and ease of construction, your best choice is CornerStone® 100.




BRANDY



75 lb

12" d



8" h

18" w

**STRAIGHT FACE**

72 lbs

9" d



8" h

18" w

**90 DEGREE CORNER**

52 lbs

12" d



3" h

18" w

**CAP UNIT**





DESERT



BUCKSKIN



RADIUS FACE



STEP-UP WALL



PILLAR



## > > > THE INSTALLATION ADVANTAGE

The system uses three components (standard block, cap and corner) ranging from 65 to 75 pounds that interconnect using our patented, mortarless, SecureLug interlock system. No special equipment is required for installation and one person can easily handle these lightweight, hollow core units. CornerStone® has been thoroughly tested for connection and strength in accordance with the design methodology promoted by the National Concrete Masonry Association (NCMA). CornerStone's SecureLug connection system, combined with gravel infill, provides very high unit to unit shear resistance and excellent unit connection strength to geosynthetics. CornerStone® walls flex with seismic pressures and resist weathering.

BRANDY



FENCE POSTS



GEOGRID WALL




GRAVITY WALL





WILLOW



NUTMEG



INSIDE STAIRS



BASE ELEVATION CHANGE



OUTSIDE STAIRS



## > > > THE CREATIVE ADVANTAGE

Here's your chance to show off your creative side. The options for CornerStone® 100 are endless. The CornerStone® 100 tapered unit, and large hollow core, enable unique design possibilities such as curves, top of wall details, in-wall lighting, green wall options, pillars, inside/outside corners, stairs, and landscaped terraces.

HAZLENUT



OUTSIDE CORNER



INSIDE CORNER



OUTSIDE CURVE






DESERT & NUTMEG



CHESTNUT




WILLOW



INSIDE CURVE



THRU WALL DETAIL



LIGHT DETAIL