

PLANTING COUNTS:

22 TREES (17 NATIVE)  
91 SHRUBS (73 NATIVE)  
307 PERENNIALS (303 NATIVE)  
0.2 ACRES PLANTED WITH CONSERVATION WILDLIFE MEADOW SEED MIX

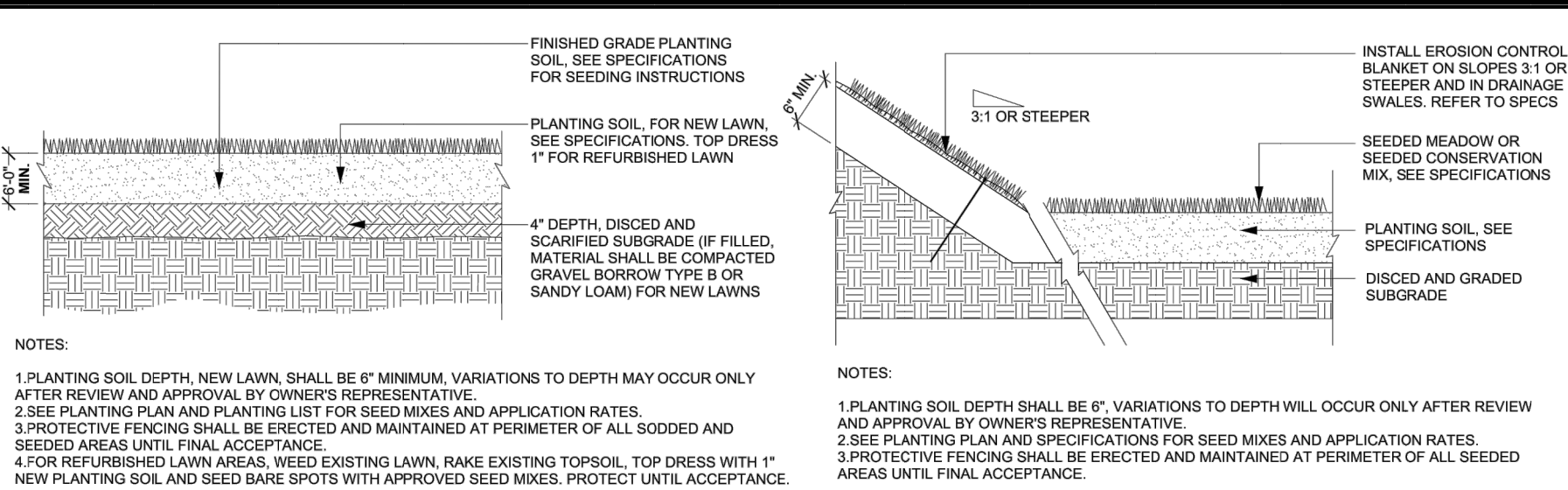
PLANTING LIST:

SYMBOL	QT	SCIENTIFIC NAME	COMMON NAME	ROOT	SIZE	SPACING	COMMENTS	BL M
TREES								
BN	3	BETULA NIGRA 'HERITAGE'	HERITAGE RIVER BIRCH	B&B	10'-12' HT.		MATCHED TREES	14'
CC	4	CERCIS CANADENSIS	REDBUD	B&B	3-3 1/2" CAL.		MATCHED TREES	
FS	5	FAGUS SYLVATICA 'FASTIGIATA'	UPRIGHT EUROPEAN BEECH	B&B	3-3 1/2" CAL.		MATCHED TREES	
MV	2	MAGNOLIA VIRGINIANA	SWEETBAY MAGNOLIA	B&B	4"-5" HT.		MATCHED TREES	
PS	5	PINUS STROBA	EASTERN WHITE PINE	B&B	7"-8" HT.		MATCHED TREES	
TD	3	TAXODIUM DISTICHUM	BALD CYPRESS	B&B	3-3 1/2" CAL.		MATCHED TREES	
SHRUBS								
Bu s S	18	BUXUS SEMPERVIRENS 'SUFFRUTICOSA'	DWARF BOXWOOD	CONT.	15-18" HT.		MATCHED PLANTS	
Cl al	29	CLETHRA ALNIFOLIA 'CRYSTALLINA'	SUMMERSWEET	CONT.	15-18" HT.		MATCHED PLANTS	
Co se K	3	CORNUS SERICEA 'KELSEY'	KELSEY REDOSIER DOGWOOD	CONT.	15-18" HT.		MATCHED PLANTS	
Ha vi	3	HAMAMELIS VIRGINIANA	WITCH HAZEL	CONT.	24-30" HT.		MATCHED PLANTS	
Il g S	6	ILEX GLABRA 'SHAMROCK'	DWARF INKBERY HOLLY	CONT.	24-30" HT.		MATCHED PLANTS	
Il ve J	1	ILEX VERTICILLATA 'JIM DANDY'	WINTER RED WINTERBERRY	CONT.	24-30" HT.		MALE	
Il ve W	3	ILEX VERTICILLATA 'WINTER RED'	WINTER RED WINTERBERRY	CONT.	24-30" HT.		FEMALE	
Ka la	3	KALMIA LATIFOLIA	MOUNTAIN LAUREL	CONT.	24-30" HT.		WHITE AND PINK VARIETIES	
Rh at	25	RHODODENDRON ATLANTICUM	DWARF AZALEA	CONT.	24-30" HT.		MATCHED FULL PLANTS	
ORNAMENTAL GRASSES								
ca p	213	CAREX PENNSYLVANICA	PENNSYLVANIA SEDGE	CONT.	3" POT	6" O.C.		
pa v	40	PANICUM VIRGATUM	SWITCHGRASS	CONT.	1 GAL.	SYMBOL		
pe H	16	PENNISETUM ALOPECUROIDES 'HAEMEL'	FOUNTAIN GRASS	CONT.	1 GAL.	SYMBOL		
FLOWERING PERENNIALS								
ne P	4	NEPETA PURRSIAN BLUE	NEPETA FAASSENEE 'PURRSIAN BLUE'	CONT.	1 GAL.	18" O.C.	SPRING PLANT	
ru G	34	RUBICEKIA FULGIDA 'GOLDSTRUM'	GOLDSTRUM BLACK-EYED SUSAN	CONT.	1 GAL.	18" O.C.	SPRING PLANT	
NEW ENGLAND CONSERVATION/WILDLIFE MEADOW SEED MIX								
NOTED	3	SPECIES LIST BELOW						
		2LB BAG 25 LB/ACRE						

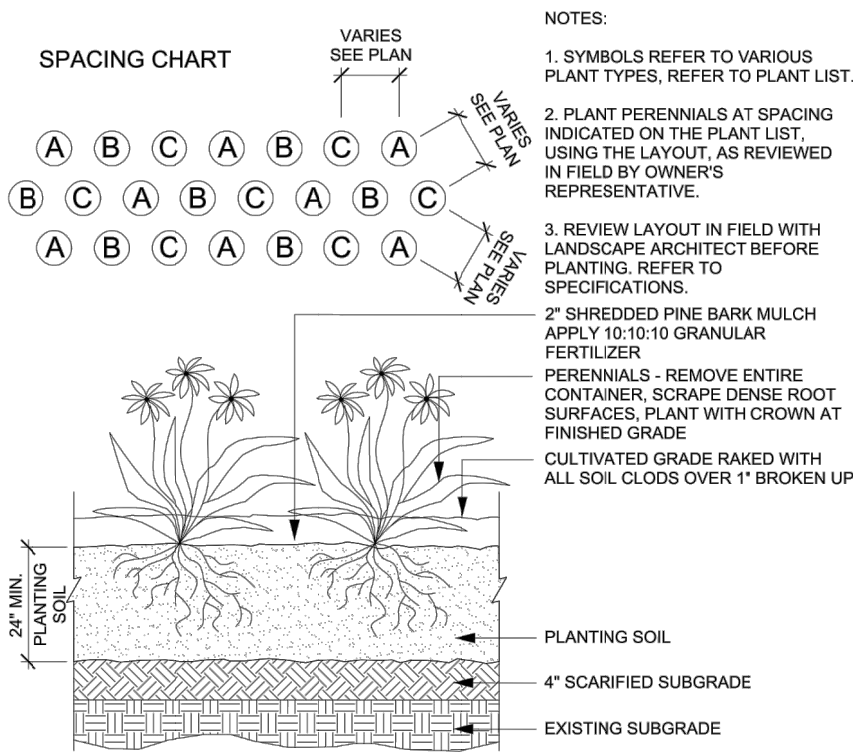
PLANTING LEGEND:



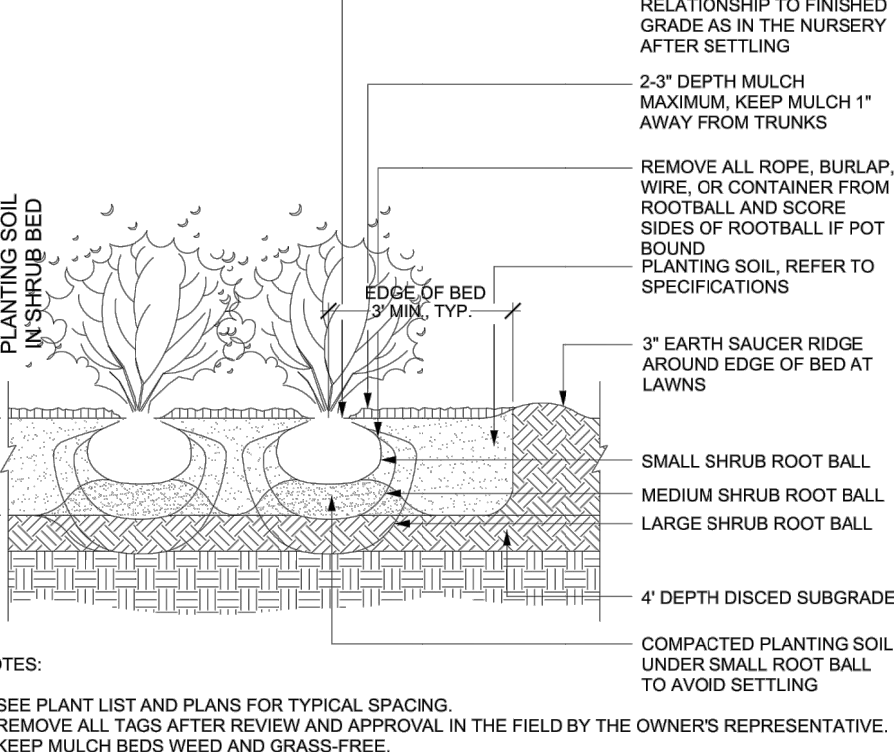
NOTE:  
1. THIS IS NOT A SURVEY. ALL SURVEY INFORMATION SHOWN ON THIS PLAN HAS BEEN TAKEN FROM SURVEY MAP PREPARED BY JOHN GERD HEIDECKER, DATED 01/20/22, LAST REVISED 3/4/22. THE ENGINEER ASSUMES NO RESPONSIBILITY FOR ITS ACCURACY.  
NOTE: UNADVERTISED ALTERATIONS OR ADDITIONS TO THIS DRAWING IS A VIOLATION OF SECTION 7209 (2) OF THE NEW YORK STATE EDUCATION LAW.



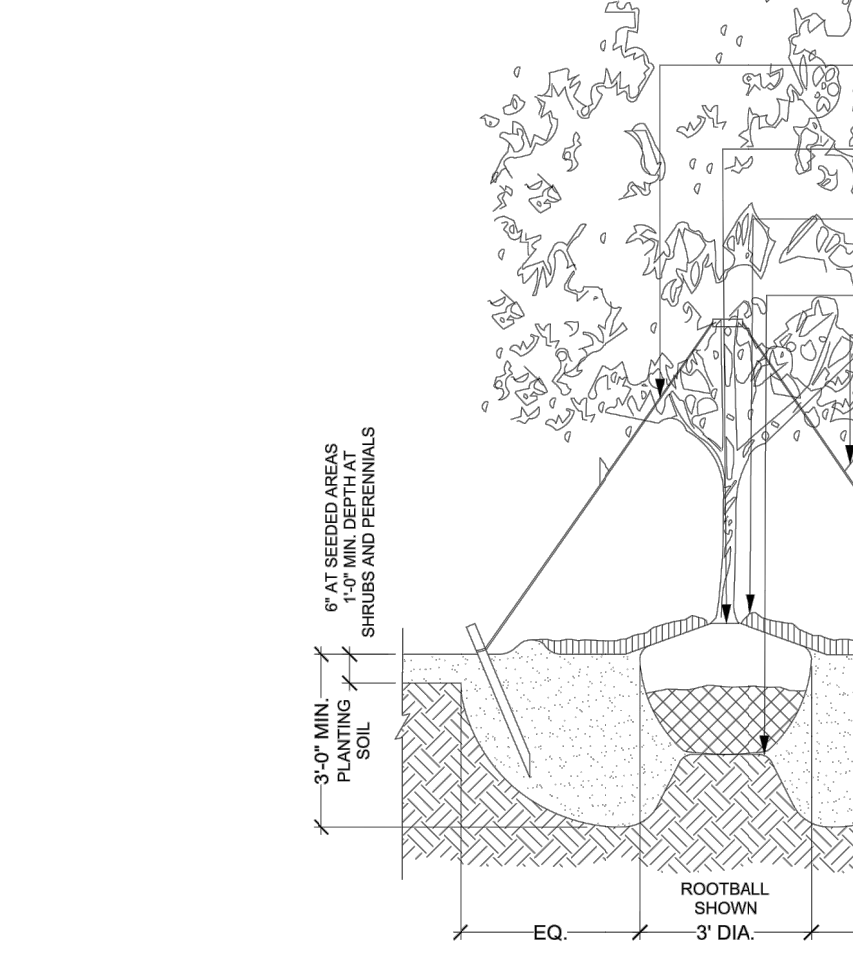
1 LAWN RESTORATION PLANTING  
NOT TO SCALE



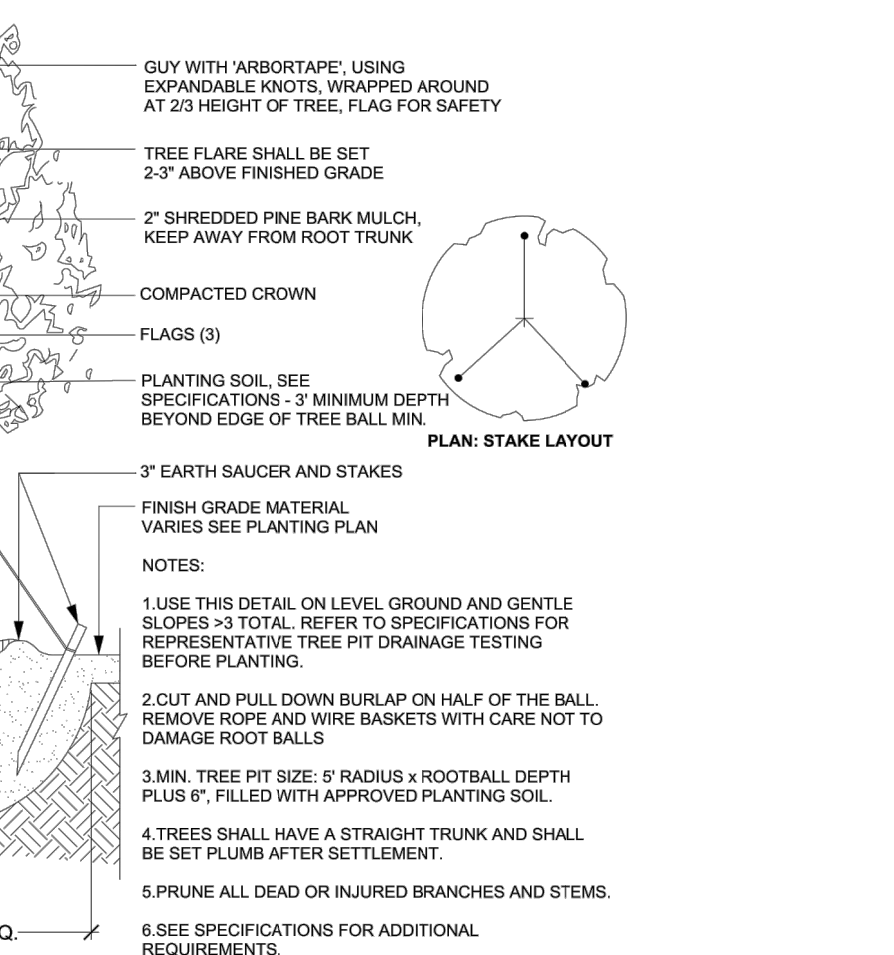
2 MEADOW SEEDING  
NOT TO SCALE



3 PERENNIAL PLANTING  
NOT TO SCALE



4 SHRUB PLANTING  
NOT TO SCALE



5 TREE PLANTING  
NOT TO SCALE

PLANTING NOTES:

- ALL PLANT MATERIAL SHALL CONFORM TO THE GUIDELINES ESTABLISHED BY THE "AMERICAN STANDARD FOR NURSERY STOCK" PUBLISHED BY AMERICAN ASSOCIATION OF NURSERYMEN, LATEST EDITION, OR AS INDICATED IN THE PLANT LIST, WHICH SHALL GOVERN.
- ALL PLANT MATERIAL SHALL BE FIELD SELECTED IN NURSERIES BY THE OWNER'S REPRESENTATIVE AFTER PRELIMINARY TAGGING BY CONTRACTOR. ALL STOCK SHALL BE NURSERY GROWN.
- THE OWNER'S REPRESENTATIVE SHALL REVIEW PLACEMENT OF PLANTS IN FIELD BEFORE INSTALLATION AFTER STAKING IN FIELD BY CONTRACTOR ACCORDING TO PLANTING PLANS AND SITE DETAILS. THE CONTRACTOR SHALL INFORM THE OWNER'S REPRESENTATIVE IMMEDIATELY OF ANY CONFLICTS BETWEEN PROPOSED PLANT LOCATIONS AND BELOW GRADE UTILITIES, STRUCTURES, DRAINAGE PROBLEMS.
- THE CONTRACTOR SHALL SUPPLY ALL PLANT MATERIALS IN SIZES AND QUANTITIES SUFFICIENT TO COMPLETE THE PLANTING SHOWN ON THE DRAWINGS. THE CONTRACTOR SHALL PLANT TREES AT THE SPACING INDICATED ON THE PLANS. THE OWNER'S REPRESENTATIVE HAS THE RIGHT TO REJECT INJURED, DISEASED, DESICCATED OR INCORRECT SPECIES AT ANY TIME.
- ALL PLANTS THAT ARE DELIVERED TO THE SITE AND NOT PLANTED IMMEDIATELY SHALL BE STORED AND WATERED PROPERLY, ACCORDING TO THE SPECIFICATIONS, IN SECURE LOCATIONS REVIEWED BY THE OWNER'S REPRESENTATIVE. ALL PLANTS SHALL HAVE ONE YEAR GUARANTEE.
- ALL TREES SHALL BE STAKED OR ANCHORED SECURELY AND ACCORDING TO THE SITE DETAILS.
- ALL NEW AND EXISTING PLANT MATERIAL WITHIN THE LANDSCAPE LIMIT OF WORK LINE SHALL BE PRUNED AFTER PLANTING TO REMOVE ALL DEAD OR DAMAGED BRANCHES. TREE WOUND DRESSING SHALL NOT BE USED ON ANY PLANTINGS. ALL NEW PLANTINGS SHALL BE WATERED FROM DELIVERY UNTIL THE END OF THE GUARANTEE PERIOD.
- ALL PLANTS SHALL BEAR THE SAME RELATION TO FINISHED GRADE AS TO ORIGINAL GRADE BEFORE DIGGING, UNLESS OTHERWISE DETAILED, AND SHALL HAVE A MULCHED SAUCER ACCORDING TO DETAILS.
- ALL PAPER, PLASTIC CONTAINERS, BURLAP, WIRE BASKETS, AND IRON FASTENERS SHALL BE REMOVED FROM PLANTS BEFORE SETTING IN PLANT PIT.
- EXISTING TOPSOIL SHALL BE UTILIZED FOR LOAM OR PLANTING SOIL MIXTURES ONLY IF TESTING INDICATES TOTAL CONFORMITY TO SPECIFICATIONS FOR LOAM BORROW. ALL GRASS, SOD, ROOTS, SHELLS AND STONES OVER HALF-INCH DIAMETER SHALL BE REMOVED AND LEGALLY DISPOSED OF.
- TREE PIT LOCATIONS SHALL BE TESTED FOR DRAINAGE FOLLOWING METHODS AS REQUIRED BY SPECIFICATIONS.
- ALL PERENNIALS TO BE LAID OUT IN FIELD WITH APPROVAL OF OWNER'S REPRESENTATIVE BEFORE PLANTING.

PROJECT # 22-02

**Site Design Consultants**  
Civil Engineers • Land Planners  
251-F Underhill Avenue, Yorktown Heights, NY 10598  
(914) 962-4488 - Fax: (914) 962-7386  
www.sitedesignconsultants.com

Engineer: Joseph A. Riha, P.E.  
NYS Lic. No. 64431

Revisions:	No.	Date	Comments
	1	3/24/22	Town Comments

SCALE: 1" = 20'

DRAWN BY: TK

DATE: 2/8/22

**LANDSCAPE PLAN**

SITE PLAN  
PREPARED FOR

**WELCOME HOMES**

68 SOMERSTOWN ROAD  
Westchester County, New York  
Town of Ossining

Sheet 4 of 6