



Timberline^{HDZ}[®]

High Definition[®] Lifetime[†] Shingles



Color Shown: Pewter Gray



America's #1-selling shingle just got better — again

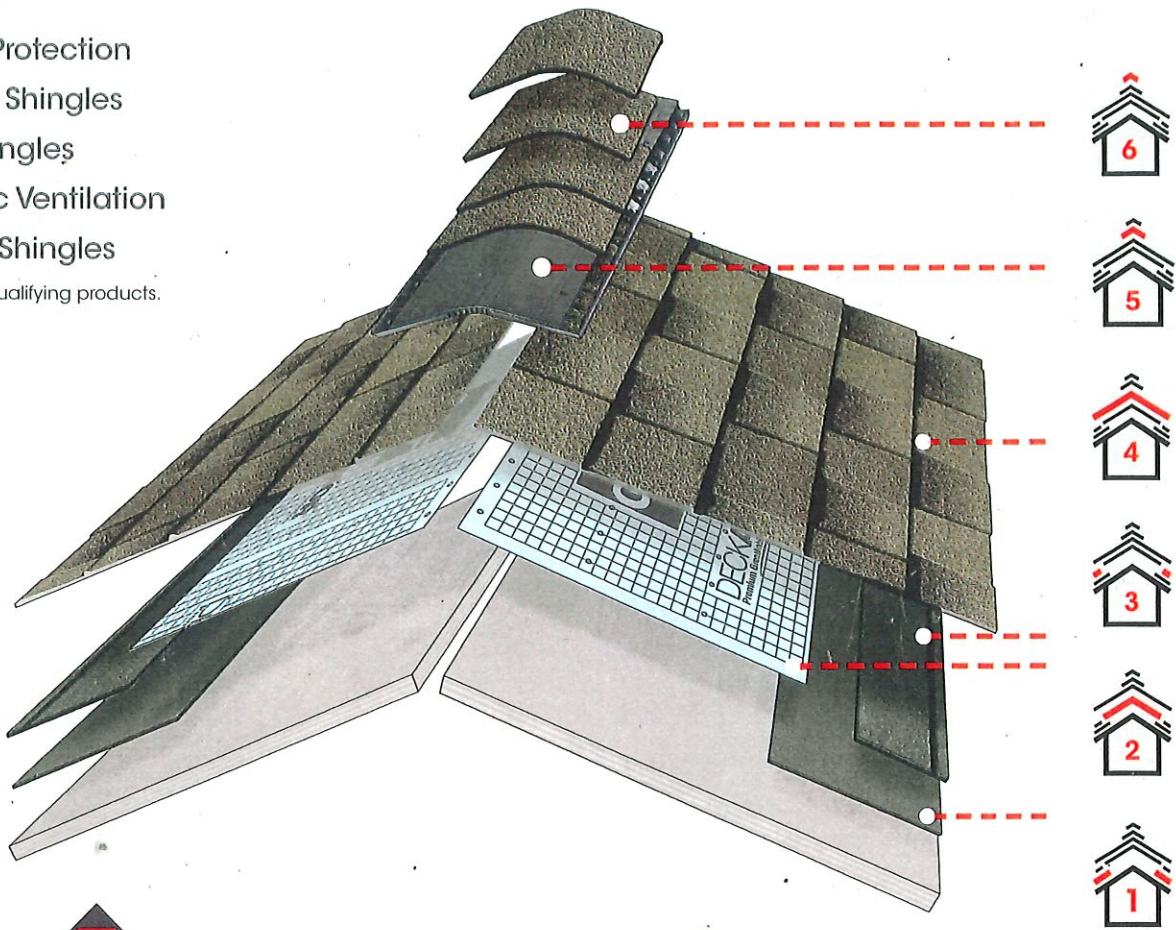
Now with GAF Time-Release Algae-Fighting Technology and LayerLock[™] Technology, Timberline HDZ[®] offers everything you can expect from an architectural shingle roof, and more.



The GAF Lifetime¹ Roofing System

- 1. Leak Barrier
- 2. Roof Deck Protection
- 3. Starter Strip Shingles
- 4. Lifetime¹ Shingles
- 5. Cobra[®] Attic Ventilation
- 6. Ridge Cap Shingles

Visit gaf.com/LRS for qualifying products.



It's a system, built to protect


A roof is so much more than shingles. It's layers of protection, working together to keep your home safe from wind, rain, snow, and even sun.

Peek under the shingles at gaf.com/System

Install any GAF Lifetime¹ Shingle and at least 3 qualifying GAF accessories and get a Lifetime¹ Limited Warranty on your qualifying GAF products plus non-prorated coverage for the first 10 years. For even stronger coverage, ask your GAF factory-certified contractor³ about enhanced GAF warranties.

³Contractors enrolled in GAF certification programs are not employees or agents of GAF, and GAF does not control or otherwise supervise these independent businesses. Contractors may receive benefits, such as loyalty rewards points and discounts on marketing tools from GAF for participating in the program and offering GAF enhanced warranties, which require the use of a minimum amount of GAF products.

¹Lifetime refers to the length of warranty coverage provided and means as long as the original individual owner(s) of a single-family detached residence [or eligible second owner(s)] owns the property where the qualifying GAF products are installed. For other owners/structures, Lifetime coverage is not applicable. Lifetime coverage on shingles requires the use of GAF Lifetime Shingles only. See the *GAF Shingle & Accessory Limited Warranty* for complete coverage and restrictions. Visit gaf.com/LRS for qualifying GAF products. Lifetime coverage on shingles and accessories requires the use of any GAF Lifetime Shingle and at least 3 qualifying GAF Accessories. See the *GAF Roofing System Limited Warranty* for complete coverage and restrictions. For installations not eligible for the *GAF Roofing System Limited Warranty*, see the *GAF Shingle & Accessory Limited Warranty*. Visit gaf.com/LRS for qualifying GAF products.





It's a bold color statement

Timberline HDZ® Harvest Blend colors feature enhanced color contrasts that add a distinctive complement to modern homes, and a bold flair to any style roof.

Northeast Region Color Availability

1st column chips:	2nd column chips:	3rd column chips:
Barkwood	Oyster Gray	Appalachian Sky
Biscayne Blue	Patriot Red	Nantucket Morning
Charcoal	Pewter Gray	Cedar Falls
Fox Hollow Gray	Shakewood	Golden Harvest
Hickory	Slate	
Hunter Green	Weathered Wood	
Mission Brown	Williamsburg Slate	

Note: It is difficult to reproduce the color clarity and actual color blends of these products. Before selecting your color, please ask to see several full-size shingles.

SMOOTH
HTL 5


STATEMENT COLLECTION™

HardiePlank® Lap Siding
WITH COLORPLUS® TECHNOLOGY

BOOTHBAY BLUE

- Engineered for Climate®
- Fire Resistant
- Superior finish durability and fade resistance for long lasting durability
- Create hundreds of color combinations with the ColorPlus palette

JamesHardie.com



© 2019 James Hardie Building Products, Inc. All rights reserved. TM, SM and ® denote trademarks or registered trademarks of James Hardie Technology Limited. HS19102 05/19

0640 PARAGON II SERIES

SPECIFICATIONS

GENERAL

The 0640 Paragon II fixture is a medium scale, dramatic Post Modern squared edge design. It features a tall, straight four-sided decorative cast cage, a unique tree design grille, cast ballast housing assembly, acrylic lens and a dramatic peaked roof design.

POST FITTER

The fitter or base shall be heavy wall cast aluminum, 356 alloy for high tensile strength. It shall have an inside diameter opening to accept a 3", 4" or 5" round or square pole or tenon. When ordered with a Sternberg aluminum pole, the fitter shall be set screwed to the pole top or tenon.

BALLAST HOUSING

The ballast housing shall be heavy wall cast aluminum, 356 alloy for high tensile strength. The housing shall be mounted to the fixture with four screws and to include a water gasket ring to prevent water entry into the ballast compartment. The ballast shall be attached to the ballast housing to ensure high capacity heat sinking of ballast temperatures, keeping the ballast cooler and ensuring long life.

ELECTRICAL

Fixture shall be U.L. or E.T.L. listed. H.I.D. ballasts shall be high power factor with lamp starting down to -30 degrees C. Medium base and mogul base porcelain sockets are 4KV rated. The ballast/ socket assembly shall be pre-wired when ballast is located in the fixture. All compact fluorescent (PL) ballasts shall be instant start electronic with a starting temperature of down to 0 degrees F. They shall have a 4-pin socket to accept quad or triple tube lamps. Ballasts shall be DOE EISA compliant.

FIXTURE HOUSING

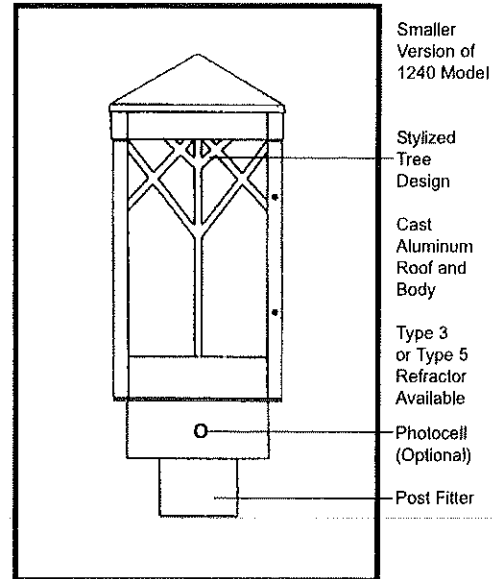
The 0640 fixture shall be 8 5/8" wide and the overall height shall be 21 5/8". It shall be made of heavy wall cast aluminum, 356 alloy and lenses will be made of vandal resistant acrylic, available in white (WA), clear seeded (CSA), clear (CA), clear textured (CTA), prismatic (PA) acrylic and art glass (AGB). The 0640 fixture features a cast 8" wide window body with cast tree design grille work. The entire fixture shall be made of cast aluminum, 356 alloy.

OPTICAL OPTIONS

Refractors shall be 5" diameter borosilicate glass with an I.E.S. Type 3 (RE3) or Type 5 (RE5) distribution. It shall be secured to the socket stem with 3/8" plated steel threaded pipe nipple and rest on a cast aluminum holder with anti-shock gasket. The refractor will be secured to cast holder with a quarter-turn internal aluminum twist ring for ease of maintenance.

Frosted Glass Mission Chimney (FMC) is an optic option which adds an authentic Mission touch.


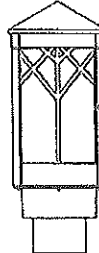









House Side Shield (HSS) is an option which will block up to 120° of light in any one direction.

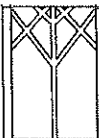







EPA = 1.71 (ft²)
WEIGHT = 23 LBS

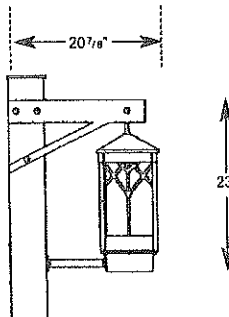
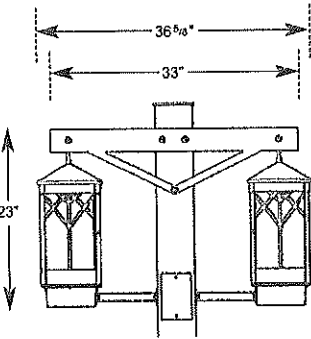
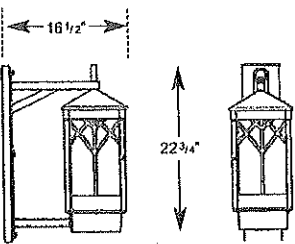
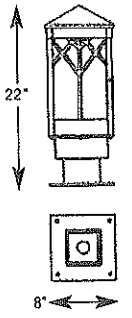
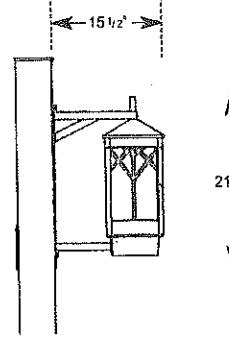
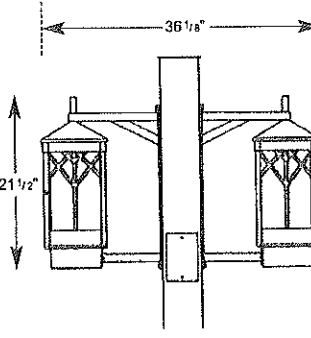
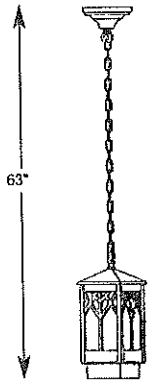
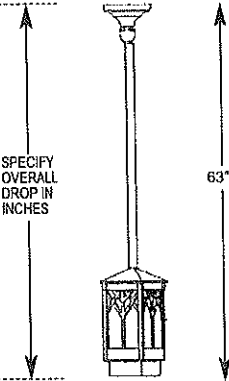
0640 PARAGON II

FIXTURES/FITTERS/ARMS PM-WB

FIXTURES	POST FITTERS	OPTICAL SYSTEMS
 <p>8 5/8" W 18 5/8" H</p> <p>0640</p>	 <p>8 5/8" W 21 3/8" H</p> <p>0640 Post Top w/Post Fitter</p>	<div> <div>  R3"  S4"  R4"  S5"  R5" </div> <div> <p>SIZES</p> </div> </div> <div>  <p>RE3 RE5 Refractor</p> </div> <div>  <p>HSS House Side Shield</p> </div> <div>  <p>FMC Frosted Mission Chimney</p> </div> <div>  <p>RO3 RO5 Roof Optics</p> </div>

LENSES				
 <p>CA Clear Acrylic</p>	 <p>CSA Clear Seeded Acrylic</p>	 <p>CTA Clear Textured Acrylic</p>	 <p>PA Prismatic Acrylic</p>	 <p>WA White Acrylic</p>
			 <p>AGB Art Glass Brown Marble</p>	

ARMS - POST MOUNT or WALL BRACKETS (WB) See Arms Section for more information

 <p>20 7/8" W 23" H</p> <p>HCF2 Single Arm</p>	 <p>36 5/8" W 33" W 23" H</p> <p>HCF2 Twin Arm</p>	 <p>16 1/2" W 22 3/4" H</p> <p>HMA2WB Wall Mount</p>	 <p>22" H 8" W</p> <p>P2PB Pier Base</p>
 <p>15 1/2" W 21 1/2" H</p> <p>HMA2 Single Arm</p>	 <p>36 1/8" W 21 1/2" H</p> <p>HMA2 Twin Arm</p>	 <p>63" H</p> <p>HCH44 Chain Hung</p>	 <p>SPECIFY OVERALL DROP IN INCHES 63" H</p> <p>HSH44 Stem Hung</p>

BUILDING A PART NUMBER

POST & ARM FIXTURES

ARM MOUNTED FIXTURE	CENTER POST TOP FIXTURE (PT)	POST	POST CAP	LIGHT SOURCE BALLAST	OPTICS	OPTIONS	LENS	FINISH
NO. OF ARMS	FIXTURE / POST ARM	FIXT./FITTER	(See Post Section)	WATTS / TYPE / VOLTS				
2	0640/HCF2	PT	4SQ10	SC	100MHP120	PEC	WA	BKT

WALL FIXTURES

FIXTURE / WALL BRACKET	LIGHT SOURCE BALLAST	OPTICS	OPTIONS	LENS	FINISH	PIER FIXTURES
0640/HMA2WB	100MHP120		MHP100/MED	WA	BKT	Uses same information boxes as wall fixture
						0640/P2PB
						FIXTURE / PIER BASE

HANGING FIXTURES

FIXTURE / HANGING BRACKET	OVERALL DROP IN INCHES	LIGHT SOURCE BALLAST	OPTICS	OPTIONS	LENS	FINISH
0640/HCH44	63 INCHES	100 MHP120	RE5	MHP100/MED	CA	BKT

PART NUMBER SELECTIONS

FIXTURES

- 0640

FITTERS

- R3
- R4
- S4
- R5
- S5

OPTICS

- RE3
- RE5
- HSS
- FMC²
- RO3
- RO5

POST ARMS

- HMA2 single
- HMA2 twin
- HCF2 single
- HCF2 twin

VOLTAGES

- 120
- 208
- 240
- 277
- 480
- MULTI
(120-277)

WALL BRACKET ARMS

- HMA2WB

PIER BASE

- P2PB

LENSES

- CA
- CSA
- CTA
- PA
- WA
- AGB

HANGING BRACKETS

- HCH44
- HSH44

BALLASTS^{3,4}

- 35HPS¹
- 50HPS
- 70HPS
- 100HPS
- 50MHP
- 70MHP
- 100MHP
- 26PLT
- 32PLT
- 42PLT
- INCAND

LAMPS⁴

- HPS35/MED
- HPS50/MED
- HPS70/MED
- HPS100/MED
- MHP50/MED
- MHP70/MED
- MHP100/MED
- PLT26
- PLT32
- PLT42

STANDARD FINISHES*

- BKT Black Textured
- WHT White Textured
- PGT Park Green Textured
- ABZT Architectural Medium
Bronze Textured
- DBT Dark Bronze Textured

*Smooth Finishes are available upon request

CUSTOM FINISHES

- OI Old Iron
- RT Rust
- WBR Weathered Brown
- CD Cedar
- WBK Weathered Black
- TT Two Tone

STERNBERG SELECT FINISHES

- VG Verde Green
- SI Swedish Iron
- OWGT Old World Gray
Textured

OPTIONS

- PEC Photocell-Electronic 120-277 Volt
- FHS Single Fuse and Holder-120, 277 Volt
- FHD Dual Fuse and Holder-208, 240, 480V
- QR Quartz Re-Strike
- LAMPS Select from List

NOTES:

¹35HPS is 120 volt only.

²MED base only when used
to house lamp.

³Medium base sockets standard
with ballasts up to 100 watts for
HID, 4-pin for PL.

⁴Metal halide systems are pulse
start.

0640 PARAGON II SERIES

SPECIFICATIONS

**LIST NO. 0640
PARAGON II
SERIES****QUARTZ RE-STRIKE**

The 0640 fixture can be supplied with an optional quartz re-strike system to retain constant fixture light if the H.I.D. lamp fails. The fixture will be equipped with a 100 watt quartz lamp and a controller to run on a 120 volt circuit and must be used in conjunction with a 120 volt or multi-tap ballast.

PHOTOCELLS

Photocells shall be the electronic button type. On single post top fixtures the photocell shall be mounted in the fitter and pre-wired to ballast. On multiple head fixture assemblies photocells shall be mounted in the pole shaft on an access plate and are not pre-wired as ballast housing assemblies and fitters are packaged separately for ease of wiring to source. The electronic button type photocell is instant on and a 5-10 second turn off and shall turn on at 1.5 footcandles with a turn-off at 2-3 footcandles. Photocells are 120-277 volt.

ARMS

All arms are made of cast aluminum and/or extruded aluminum. Arms with decorative filigree have meticulously detailed scroll work and gracefully curved brackets. All 0640 fixtures shall be bolted to the arm to ensure arms will be plumb, secure and level over the life of the installation.

FINISH

Prior to coating, each assembly shall be chemically cleaned and etched in a 5-stage washing system which includes alkaline cleaning, rinsing, phosphoric etching, reverse osmosis water rinsing, and non-chrome sealing to ensure corrosion resistance and excellent adhesion for the finish coating. The finish coating shall be electrostatically applied semi-gloss, super durable polyester powder baked at 400 degrees for a durable and superior, color retentive finish. Our optional antique Verde Green finish and Swedish Iron finish are hand brushed using a 3-step process. The total assembly shall be wrapped in shockproof wrapping or fully enclosed in corrugated cartons.

WARRANTY

Five-year limited warranty. See product and finish warranty guide for details.




#6



















fence #7

